


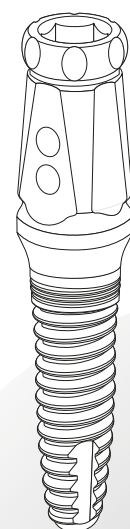
INTERNAL HEXAGON

NARROW CONNECTION

NARROW
CYLINDRICAL
SHAPE



IC

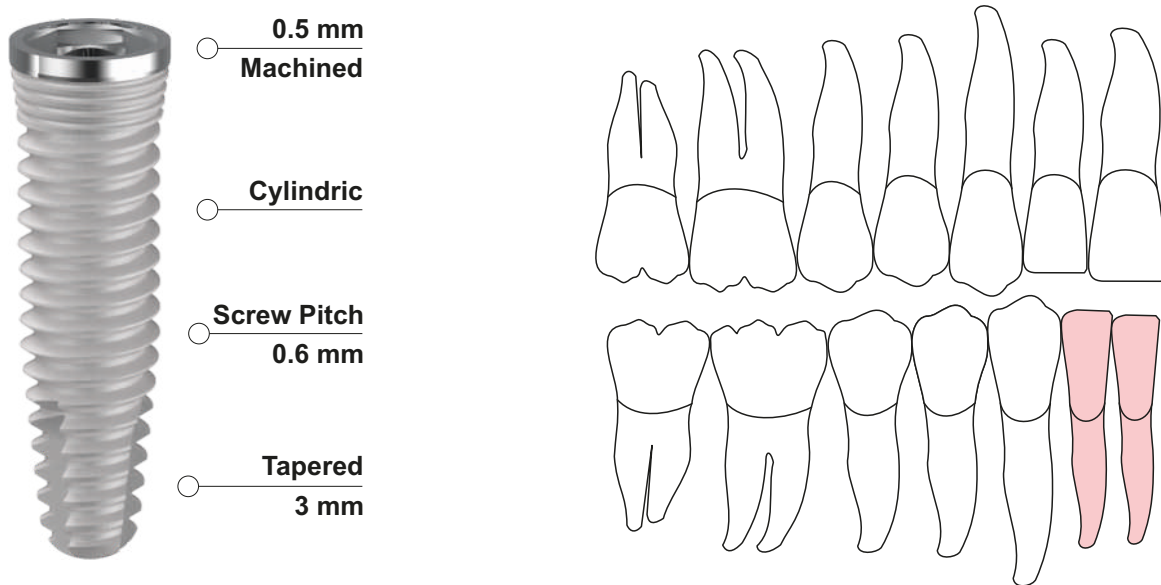


IMPIANTO
CON MOUNTER
WITH MOUNTER

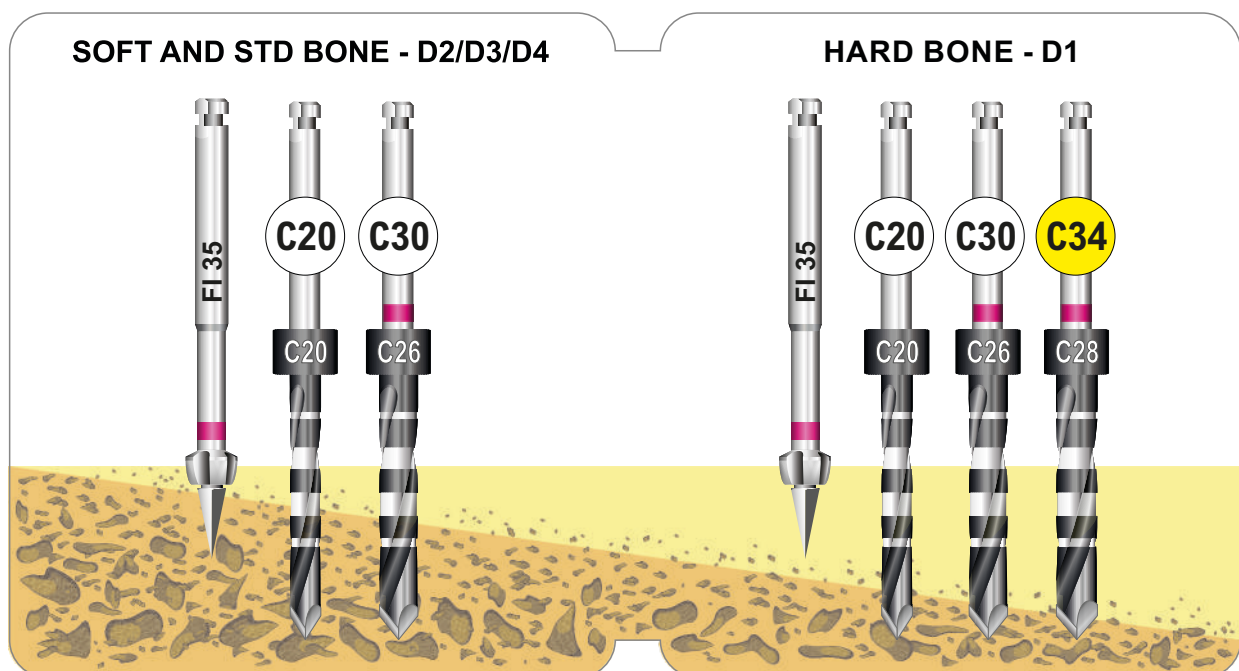
IC 30

CYLINDRIC internal hexagon - full treatment

NARROW CYLINDRICAL SHAPE



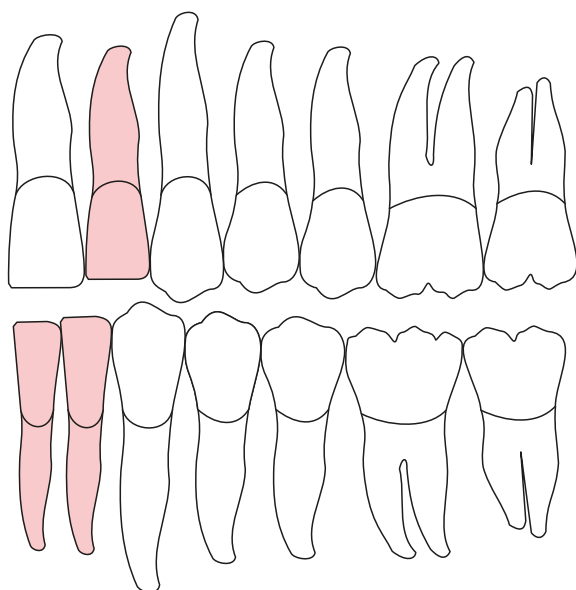
CODE	IMPLANT	LENGTH	PLATFORM	APEX
IC 3008	Ø 3.0	8.5 mm	Ø 3.5	Ø 2.2
IC 3010	Ø 3.0	10 mm	Ø 3.5	Ø 2.2
IC 3011	Ø 3.0	11.5 mm	Ø 3.5	Ø 2.2
IC 3013	Ø 3.0	13 mm	Ø 3.5	Ø 2.2
IC 3015	Ø 3.0	15 mm	Ø 3.5	Ø 2.2



CYLINDRIC
internal hexagon - full treatment

IC 34

NARROW CYLINDRICAL SHAPE



CODE	IMPLANT	LENGTH	PLATFORM	APEX
IC 3408	Ø 3.4	8.5 mm	Ø 3.5	Ø 2.5
IC 3410	Ø 3.4	10 mm	Ø 3.5	Ø 2.5
IC 3411	Ø 3.4	11.5 mm	Ø 3.5	Ø 2.5
IC 3413	Ø 3.4	13 mm	Ø 3.5	Ø 2.5

